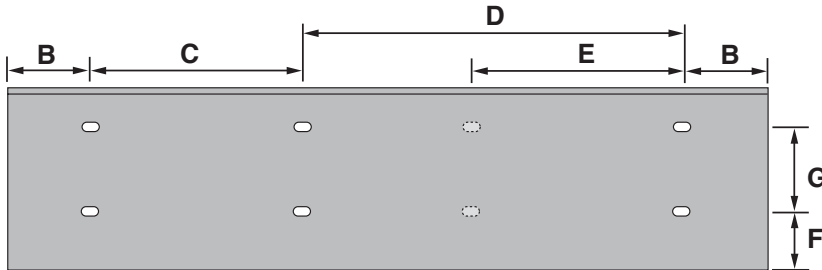
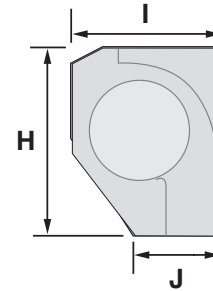
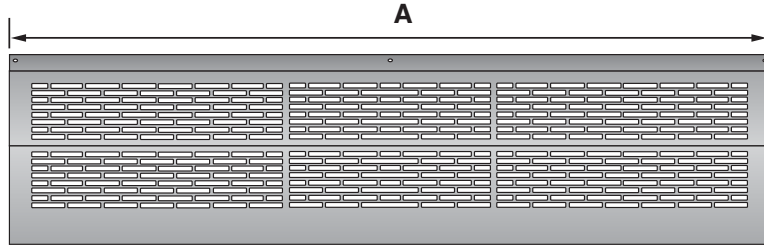


DIMENSIONS



Model	A	B	C	D	E	F	G	H	I	J
IBD-2-36-1-SS	35.5"	1"	11.5"	22"	—	2"	5.75"	10"	8.5"	5"
IBD-2-42-1-SS	39.5"	1"	11.5"	22"	—	2"	5.75"	10"	8.5"	5"
IBD-2-48-1-SS	47.25"	1"	17.0"	28"	17.5"	2"	5.75"	10"	8.5"	5"
IBD-2-60-2-SS	59"	1"	22.5"	33.5"	22.5"	2"	5.75"	10"	8.5"	5"

An Automatic Door Plunger Switch is available. This switch allows the unit to be instantly turned on when the door is opened.

Save-T Air Doors seal in air conditioning and seal out hot air. The opposite is true during cold or winter weather. The high air velocity protects open doorways against flying insects, dirt, dust and contaminated air, while maintaining a controlled indoor environment.

Features

- 3/4 and 1 HP motors
- Housing, grill and nozzle are 300 grade stainless steel
- Stainless steel blower wheels
- Built-in high/low switch for 2 speed motors
- Heavy duty directional vane
- Voltage of 120V, 1 Phase
- One year warranty on parts
- Low noise levels

AIR-PRO SERIES – S-AP

MODEL	AP-2-36-1-SS		AP-2-42-1-SS		AP-2-48-1-SS		AP-2-60-1-SS		AP-4-72-2-SS	
Nozzle Width (in.)	34.50		38.50		46.25		58.00		69.50	
Diameter of Wheel (in.)	5.5		5.5		5.5		5.5		5.5	
Voltage	110-120		110-120		110-120		110-120		110-120	
Frequency (Hz)	60		60		60		60		60	
Net Weight. (lbs.)	43		47		62		75		86	
No. of Motor(s)	1		1		1		1		2	
Motor Speeds	High	Low	High	Low	High	Low	High	Low	High	Low
Capacity (kw)	.500	.495	.650	.645	.650	.645	.800	.795	1.00	0.99
Maximum Air Speed (fpm)	3150	2560	3150	2560	3150	2560	3150	2560	3150	2560
Air Volume (cfm)	1220	990	1360	1100	1860	1520	2330	1890	2440	1980
Sound Level (dBA)	69	67	71	69	73	71	75	73	75	73

TMI © 1999



5350 Campbells Run Road • Pittsburgh, PA 15205-9738
800-888-9750 • 412-787-9750

SAVE-T® AIR-PRO AIR DOORS