



## ELIASON GATE DOOR & GATE POST MOUNTING SYSTEM

Eliason Gate Doors are custom manufactured to meet your specific design, décor and size requirements. Our patented Gate Post is an attractive and cost effective alternative to mounting gate doors directly to walls, counters or expensive millwork. The Eliason Gate Post is quick and easy to install, eliminates the need to drill holes in walls and counters and provides a very stable mounting solution for any type of gate door.

### ELIASON GATE DOORS


- Custom Built To Your Size & Style Requirements
- Thousands of Laminate Choices
- Available in Single Panel or Bi-Parting Configurations
- Operate on the ORIGINAL Easy Swing Hinge

### ELIASON GATE POST

- Mounts Securely to Floor
- Eliminates Damage to Counters, Walls & Expensive Millwork
- Strong Welded Steel Construction
- Scratch Resistant Powder Coated Finish
- Available in Custom Heights Up To 42"
- Optional ABS Base Cover

#### Patented Gate Post System

- Floor mounted
- No drilling into expensive counters
- Eliason *Easy Swing*® Hardware
- Attractive powder coated finish
- Supports up to 500 lbs.



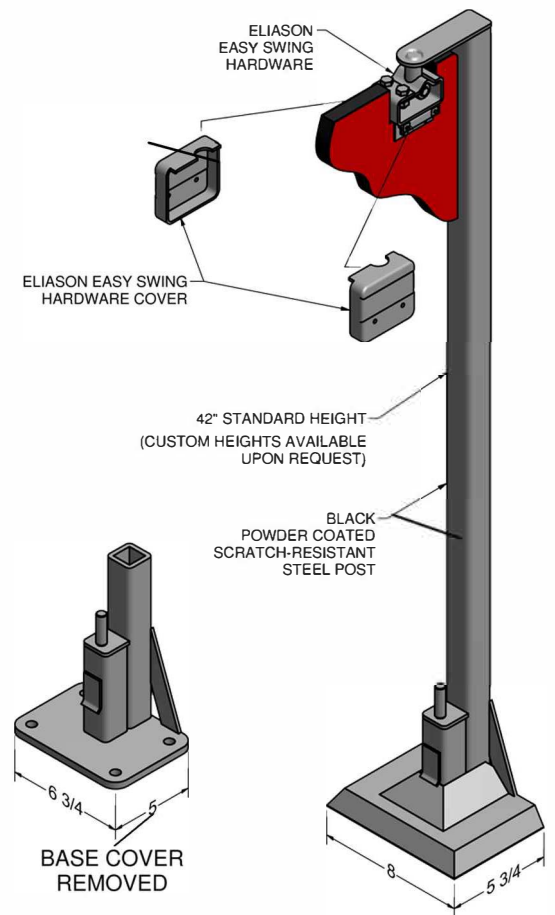
# The Eliason Gate and Post System

product **features**  
& specifications

For Restaurant, Food Service, Cafeteria, Retail, Grocery, Pharmacy, Photo and Floral Applications.

## Smart Features – Real Benefits

- Eliason Gate Doors are custom made to meet your design, decor and size requirements.
- Eliason Gate Doors operate on the original Easy Swing Hinge - still the industry standard after nearly fifty years.
- The Eliason Gate Post Mounting System mounts securely to the floor, eliminating the need to drill into expensive millwork and counters.
- The Eliason Gate Post supports loads up to 500 lbs., taking all of the stress off of you and your Gate Door.
- No more damaged counters or sagging Gate Doors resulting from fasteners being stripped or pulled out of counters and millwork.
- Exclusive Five-Year Warranty




**BM**  
INFO

BASE COVER  
REMOVED

## Specifications

**P11-PLUS GATE**



**Door Body:** 1/2" thick polymer cell core with 1/2" solid ABS frame, 3/4" total door thickness  
**Finish:** 1/8" thick high-impact thermoplastic exterior (both sides)  
**Color Options:** Beige, Sand, White, Ivory, Red, Green, Blue, Black, Brown, Gray

**SCP GATE**



**Door Body:** 3/4" exterior grade solid wood core, 1" total door thickness  
**Finish:** .032" decorative high-pressure laminate on both sides with black plastic edge trim  
**Color Options:** Laminate can be printed in almost any color or pattern

**PMP GATE**



**Door Body:** 1/4" total door thickness  
**Finish:** 1/8" double-ply ABS  
**Color Options:** Beige, Black, Gray

**LWP GATE**



**Door Body:** .063" thick tempered aluminum alloy  
**Finish:** Optional .032" decorative high-pressure laminate on both sides  
**Color Options:** Laminate can be printed in almost any color or pattern



[www.eliasoncorp.com](http://www.eliasoncorp.com) / [www.eliasonstore.com](http://www.eliasonstore.com) • (800) 828-3655

9229 SHAVER ROAD, KALAMAZOO, MI 49024 • FAX (800) 828-3577