



ELIASON®



## Smart Door Solutions For Every Business Plan.

LOOK INSIDE FOR THE LATEST ELIASON® SOLUTIONS.  
1.800.828.3655 • Fax 1.800.828.3577 • [www.eliasoncorp.com](http://www.eliasoncorp.com)

# Eliason®. A Legacy of Quality.



For more than fifty years, the craftsmen at Eliason Corporation have been setting the standard for quality in our industry. We are proud to say that the legacy lives on in our product quality, on-time delivery and total customer satisfaction.

We're proud to deliver unique and innovative technology as a part of our high performance door solutions. Let's walk through the details.

## TABLE OF CONTENTS:

Door Application Matrix .....	3
Commercial and Industrial Doors .....	4
Corrosion Resistant Doors .....	6
Sliding Doors .....	7
Supermarket & Grocery Doors .....	8
Retail Doors .....	10
Restaurant Doors .....	12
Eliason Frame Solutions .....	14
Hardware & Accessories .....	15
Econo-Covers® .....	16

## Eliason® Unique Features and Benefits

### *Easy Swing®* Hinge

Quick, Easy Installation - Takes about half the amount of time that it takes to install other hinges.

### Hidden Hardware - Hidden Hinges and Flush Windows

This unique combination creates a sleek, attractive door panel that will complement any décor.

### Exclusive Delta-Shaped Formation

Provides panel with strength and rigidity and eliminates the need for back edge spines that are susceptible to bending, gapping and separating.

### Full Perimeter Steel Reinforced Frames

Ensures door panel strength and integrity, even in the toughest industrial door applications.

### Continuous-Welded Stainless Steel Edge Cap

Enhances the appearance of your door and eliminates the possibility of separation that is prevalent with competitive doors.

# Door Application Matrix

## The Benefit of Certification



Eliason Corporation offers traffic doors that are certified by NSF International, The Public Health and Safety Company™. NSF International is a not-for-profit organization providing certification and other services for products related to food, water, indoor air and the environment. Doors that are NSF® certified are identified throughout the catalog with the NSF® logo.

## CFIA

Eliason Corporation offers traffic doors that are approved by the Canadian Food Inspection Agency, an organization focused on the well-being of Canadian residents by safeguarding its food, animals and plants. Traffic doors that are CFIA approved are shown throughout the catalog with the CFIA logo.



Eliason Corporation provides building information modeling (BIM) content for its doors through its partnership with Arcat®, a building product information service used by architectural, engineering and construction professionals. Doors that have BIM objects are identified throughout the catalog with the Arcat® BIM logo.

	PEDESTRIAN	PUSH CART	PALLET JACK	FORKLIFT	COOLER	FREEZER	WASH DOWN
<b>INDUSTRIAL &amp; COMMERCIAL DOORS</b>							
<b>RIGID IMPACT TRAFFIC DOORS</b>							
FX-9000	✓	✓	✓	✓	✓		✓
SR-9000	✓	✓	✓	✓	✓		✓
RMR-1500	✓	✓	✓		✓		✓
HCG-10	✓	✓	✓		✓		✓
PE-500	✓	✓	✓				✓
<b>FLEXIBLE IMPACT TRAFFIC DOORS</b>							
FCD-160	✓	✓	✓	✓	✓		✓
FLT-400	✓	✓	✓	✓	✓	✓	✓
FMP	✓	✓	✓	✓	✓		✓
STRIP DOORS	✓	✓	✓	✓	✓	✓	✓
<b>CORROSION RESISTANT DOORS</b>							
CF-9000	✓	✓					✓
CF-9001	✓	✓					✓
<b>SLIDING TRAFFIC DOORS</b>							
SDM-9000 / SDA-9000	✓	✓					✓
SDM-9001 / SDA-9001	✓	✓					✓
<b>RETAIL, SUPERMARKET, GROCERY DOORS</b>							
<b>SALES TO STOCKROOM</b>							
LWP SERIES	✓	✓	✓				
P11-PLUS	✓	✓	✓				
PMP-2	✓	✓	✓				
SCP SERIES	✓	✓	✓				
SCG SERIES	✓	✓	✓		✓		
SR-8000 SERIES	✓	✓	✓				
SG-8000 SERIES	✓	✓	✓		✓		
HCP-10	✓	✓	✓				✓
HCG-10	✓	✓	✓		✓		✓
RMR-1500	✓	✓	✓		✓		✓
RT-9000	✓	✓	✓		✓		✓
SR-9000	✓	✓	✓	✓	✓		✓
FMP	✓	✓	✓		✓		✓
CAFE DOORS	✓	✓					
GATE DOORS & POST	✓	✓					
<b>RESTAURANT DOORS</b>							
<b>DINING TO KITCHEN</b>							
LWP SERIES	✓	✓	✓				
DSP-3	✓	✓	✓				
PE-500 / PG-500	✓	✓	✓				✓
P11-PLUS	✓	✓	✓				
PMP-2	✓	✓	✓				
ENG-1	✓	✓					
SCP SERIES	✓	✓	✓				
SCG SERIES	✓	✓	✓		✓		
CAFE DOORS	✓	✓					
GATE DOORS AND POST	✓	✓					
<b>COOLER &amp; PREP AREA DOORS</b>							
FCG SERIES	✓	✓	✓		✓		
HCG-10	✓	✓	✓		✓		✓
RMR-1500	✓	✓	✓			✓	✓
EISA 10/20/30	✓	✓	✓		✓		✓
FCD-120	✓	✓	✓		✓	✓	✓
STRIP DOORS	✓	✓	✓	✓	✓	✓	✓

# Commercial & Industrial Doors

## Heavy Industrial

Eliason Corporation is proud to introduce its new line of commercial and industrial use doors. These rugged doors operate smoothly, require little maintenance and are built to survive in even the toughest applications. Like all Eliason® products, these high performance industrial doors are engineered to be the best.



Heavy Duty Reinforced  
Welded Steel Frame



V-Cam Hinge

**BEST IN THE INDUSTRY:**  
Heavy duty reinforced welded steel frame  
and V-Cam hinge



Pillow Block Bearing



Optional Spring Assist

### MODEL: FX-9000

**APPLICATIONS:** Industrial, Commercial, Food Processing, Cold Storage, Warehouse, Supermarket, Retail, Cooler

**TRAFFIC:** Forklift, Pallet Jack, Push Cart, Pedestrian

**Door Body:** An extra heavy duty reinforced internal steel frame combined with a full perimeter extruded PVC frame ensure panel strength and integrity. Both sides of each door panel are clad with .100" thick impact resistant ABS plastic. The CFC-free urethane foam core bonds to the outer door shell and creates an "R" factor of 12.18. These doors are impervious to moisture, acid, petroleum products, animal fat, rodents, insects and salt solutions. Replaceable blade gaskets on the vertical and bottom edges and a frame mounted top-seal are standard. Overall panel thickness is 1-3/4".

**Window:** Impact resistant polycarbonate vision panel set in sealed internal rigid PVC frame. 14-1/2" x 22-1/2"

**Hinge:** Heavy duty stainless steel V-Cam, anodized cast aluminum upper and lower hinge posts, heavy duty roller assembly and lower pillow block bearing.

**Optional:** Aluminum or steel jamb guard  
Spring Assist  
Easy spring bumpers up to 42" high

### MODEL: SR-9000

**APPLICATIONS:** Industrial, Commercial, Food Processing, Cold Storage, Warehouse, Supermarket, Retail, Cooler

**TRAFFIC:** Forklift, Pallet Jack, Push Cart, Pedestrian

**Door Body:** A heavy duty reinforced internal steel frame combined with a full perimeter extruded PVC frame ensures panel strength and integrity. Both sides of each door panel are clad with .100" thick impact resistant ABS plastic. The CFC-free urethane foam core bonds to the outer door shell and creates an "R" factor of 12.18. These doors are impervious to moisture, acid, petroleum products, animal fat, rodents, insects and salt solutions. Replaceable blade gaskets on the vertical and bottom edges and a frame mounted top-seal are standard. Overall panel thickness is 1-3/4".

**Window:** Impact resistant polycarbonate vision panel set in sealed internal rigid PVC frame. 14-1/2" x 22-1/2"

**Hinge:** Heavy duty ductile iron V-Cam, anodized cast aluminum upper and lower hinge posts, heavy duty roller assembly and lower pillow block bearing.

**Optional:** Aluminum or steel jamb guard  
Spring Assist  
Easy spring bumpers up to 42" high

# Commercial & Industrial Doors



## MODEL: RMR-1500

**APPLICATIONS:** Commercial, Industrial, Warehouse

**TRAFFIC:** Pallet Jack, Push Cart, Pedestrian

**Door Body:** Rotationally molded, monolithic door panel with CFC-free foam core and full perimeter gaskets. 1-1/2" total door thickness. Polyethylene door skin is .188" thick.

**Window:** 18" x 18" high-impact polycarbonate set in two-piece black window frame.

**Hinge:** Eliason *Easy Swing*® Hinge

**Easy Spring Bumpers:** Available up to 42" high on both sides of each door panel.

**Jamb Guard:** 3" x 9" Aluminum jamb guards are standard.



## MODEL: PE-500 / PG-500

**APPLICATIONS:** Commercial, Industrial, Warehouse

**TRAFFIC:** Pallet Jack, Push Cart, Pedestrian

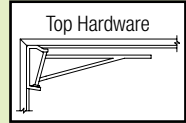
**Door Body:** High density polyethylene (USDA accepted) with full length 16 gauge stainless steel back channel on back edge of each panel. 1/2" total door thickness.

**Window:** 9" x 14" acrylic set in black rubber molding.

**Hinge:** Eliason *Easy Swing*® Hinge

**Available Options:** Full perimeter gasketing, jamb guards, impact plates, molded spring bumpers, special vision panel configurations.

**PG-500:** Same finish as the PE-500 with perimeter seal



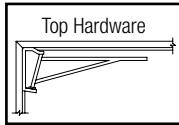
## MODEL: FLT-400

**APPLICATIONS:** Cold Storage Facilities (Temps to -40°F); Walk-In Coolers and Freezers, Food Processing, Shipping/Receiving areas, High Volume Industrial Openings.

**TRAFFIC:** Forklift, Pallet Jack, Push Cart, Pedestrian

**Door Body:** Two layers of flexible, abrasion-resistant, USDA accepted belting material bonded back to back with jamb edge balloon seals and wiper seals at top and bottom of each door panel. Large flexible PVC vision panels for maximum visibility. Hinge pocket is reinforced with vinyl-coated nylon material. Bi-parting models have 3" overlap at center.

**Hinge:** Eliason heavy-duty, top mounted, gravity-operated hinges allow the door panels to open easily and close automatically. Top mounted only design leaves maximum WIC available for passage of wide loads.



## MODEL: FMP

**APPLICATIONS:** Commercial, Industrial, Warehouse

**TRAFFIC:** Pallet Jack, Push Cart, Pedestrian

**Door Body:** 2 layers of .120" thick textured PVC bonded back to back with jamb-edge balloon seals and wiper seals at the top and bottom of each door panel. Large flexible vision panels provide maximum visibility. Hinge pocket is reinforced with vinyl-coated nylon material. Bi-parting models have 3" overlap at center.

**Window:** 14" x 16" clear vinyl

**Hinge:** Eliason heavy-duty top mounted, gravity-operated hinges allow the door panels to open easily and close automatically. Top mounted only design leaves maximum WIC available for passage of wide loads.

**Options:** Various sized windows and impact resistant scuff plates.



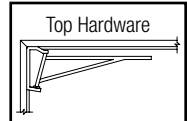
## MODEL: STRIP DOORS

**APPLICATIONS:** Commercial, Industrial, Warehouse

**TRAFFIC:** Forklift, Pallet Jack, Push Cart, Pedestrian

**Door Body:** Clear flexible PVC strips are available in thicknesses ranging from .06" to .160" and widths from 4" to 16". Strips come in both standard and USDA low-temp reinforced grades. Strip overlap is adjustable depending on the application.

**Mounting:** Four different types of mounting hardware are available, providing versatility to mount on the wall above the door header or under the door jamb.



## MODEL: FCD-160

**APPLICATIONS:** Cold Storage, Walk-In Coolers, Shipping and Receiving areas, High Volume Industrial Openings.

**TRAFFIC:** Forklift, Pallet Jack, Push Cart, Pedestrian

**Door Body:** One layer of .160" thick clear PVC with 48" high textured vinyl impact plates on both sides, jamb-edge balloon seals and wiper seals at top and bottom of each door panel. Large flexible PVC vision panels for maximum visibility. Hinge pocket is constructed with two layers of black, reinforced vinyl-coated nylon material. Bi-parting models have 3" overlap at center.

**Hinge:** Eliason heavy-duty, top mounted, gravity-operated hinges allow the door panels to open easily and close automatically. Top mounted only design leaves maximum WIC available for passage of wide loads.

# Corrosion Resistant Doors & Frames

Eliason® corrosion resistant door products are engineered and manufactured to survive in the harshest environments. We offer corrosion resistant doors that are suitable for interior and exterior applications including: Cold storage facilities, sewage treatment plants, manufacturing facilities, food processing facilities, zoos, amusement parks and other harsh environments. Eliason CF-9000 and CF-9001 doors are suitable for wash down.



## MODEL: CF-9000

**APPLICATIONS:** Commercial, Industrial, Institutional, Cold Storage, Food Processing, Warehouse, Supermarket, Retail, Restaurant

**TRAFFIC:** Pedestrian

**Door Body:** Full perimeter reinforced internal steel frame which is covered with a rigid PVC extrusion. Impact resistant ABS cladding is then bonded to the rigid PVC extrusion, creating a sealed outer shell. The high density core is foamed in place with CFC-free urethane foam which also bonds to the ABS face sheets and creates an "R" value of 12.18. Overall door thickness is 1-3/4".

**Finish:** .100" thick impact resistant thermoplastic, available in a variety of colors, is bonded to each side of the door panel. Optional FRP or Kydex® cladding is also available.

**Window:** Optional double-pane acrylic vision panels are 3/16" thick and mounted flush to the door panel surface. Standard sizes are 9" x 14", 14" x 16" or 9" x 30". Inquire about other custom window sizes.

**Hinge:** Door panel is shipped complete with required number of heavy duty mortise hinges.

**Hardware Preparation:** Door panels are reinforced and prepped for customer specified hardware typically supplied by others.

**Options:** Push plates, scuff plates, locksets, panic release bars, stainless steel or FRP frames.



## MODEL: CF-9001

**APPLICATIONS:** Commercial, Industrial, Institutional, Cold Storage, Food Processing, Warehouse, Supermarket, Retail, Restaurant

**TRAFFIC:** Pedestrian

**Door Body:** Internal full perimeter rigid fiberglass frame that is reinforced at all hinge and hardware locations. .125" thick FRP face sheets are then bonded to the rigid fiberglass frame, creating a sealed outer shell. The CFC-free high density foam core also bonds to the FRP face sheets. "R" value of 12.18. Overall door thickness is 1-3/4".

**Finish:** .100" thick FRP is bonded to each side of the door panel. Optional impact resistant Kydex® cladding is also available.

**Window:** Optional double-pane acrylic vision panels are 3/16" thick and mounted flush to the door panel surface. Standard sizes are 9" x 14", 14" x 16" or 9" x 30". Inquire about other custom window sizes.

**Hinge:** Door panel is shipped complete with required number of heavy duty mortise hinges.

**Hardware Preparation:** Door panels are reinforced and prepped for customer specified hardware typically supplied by others.

**Options:** Push plates, scuff plates, locksets, panic release bars, stainless steel or FRP frames.

All Eliason® CF-9000 and CF-9001 corrosion resistant doors will retain their physical properties to -40°F (-40°C) and are impervious to moisture, acid, petroleum products, animal fats, rodents, insects and salt solutions. These high quality doors are available in a variety of colors and can be prepped at the factory for most hinge and hardware requirements. Optional hardware, such as door closers and panic release bars are typically supplied by others.



# Eliason® Sliding Door Solutions

Powered by Tormax iMotion® 2301 Direct Drive System

Eliason® Sliding Door Solutions are modular in design and combine the aesthetic appeal and durability of our custom built sliding door panels with the Tormax iMotion® 2301 Direct Drive System. With Eliason sliding doors, the choice is always yours...from various cladding, window and activation options to single or bi-parting models, you can count on Eliason to meet your sliding door requirements at a reasonable price.

## IDEAL FOR THESE APPLICATIONS:

- Manufacturing
- Processing Plants
- Clean Rooms
- Thermal Separation
- Sound Abatement
- Security

Eliason® SD Series insulated horizontal sliding doors are designed for applications where swinging or roll-down doors are not practical. They are well suited for all types of traffic in clean rooms, dry storage and wash down environments. Eliason 9000 Series sliding doors feature a full perimeter welded internal tubular steel frame, full perimeter rigid PVC extrusion and .100" thick impact resistant ABS cladding, which is bonded to the rigid PVC extrusion. Eliason 9001 Series sliding doors feature a full perimeter reinforced fiberglass frame with .125" thick FRP or Kydex® cladding on both sides

bonded to the rigid fiberglass frame. Both models feature a high density core that is foamed in place with CFC-free urethane foam. These doors are impervious to moisture, acid, petroleum products, animal fats, rodents, insects and salt solutions. Eliason SDM Series sliding doors are manually operated. Eliason SDA Series sliding doors are automatically operated and are powered by the Tormax iMotion Direct Drive System. All Eliason sliding doors operate on a heavy duty anodized aluminum track and are available in either single panel or bi-parting configurations.

Solutions for the medical, pharmaceutical, food processing & warehousing industries.

## SDM-9000 / SDA-9000



**APPLICATIONS:** Commercial, Industrial, Institutional, Cold Storage, Food Processing, Warehouse, Supermarket, Retail, Restaurant, Washdown

**TRAFFIC:** Push Cart, Pedestrian

**Door Body:** Full perimeter internal reinforced steel frame which is covered with a rigid PVC extrusion. Impact resistant ABS cladding is then bonded to the rigid PVC extrusion, creating a sealed outer shell. The high density core is foamed in place with CFC-free urethane foam which bonds to the ABS face sheets and creates an "R" value of 12.18. Overall door thickness is 1-3/4". Single or Bi-Parting models are available.

**Finish:** .100" thick impact resistant thermoplastic.

**Window (Optional):** Double-pane acrylic vision panels are 3/16" thick and are mounted flush to the door panel surface. Standard sizes are 9"x14", 14"x16", or 9"x30". Inquire about other custom window sizes.

**Gasket Seals:** Upper Track Brush Seal; Leading Edge Balloon Seal; Back Edge Wiper Seal (frame mounted); Bottom Edge Blade Seal.

**Track System:** Extruded anodized track system with heavy duty trolley system. Includes frame casing.

**Direct Drive System (Optional):** Tormax 2301 Programmable Direct Drive System for automatic operation. Standard safety features include auto-reverse and frame mounted infrared safety beams. Various activation devices, horns, buzzers are also available.

**Options:** Pull handles, Pull cups.

## SDM-9001 / SDA-9001



**APPLICATIONS:** Commercial, Industrial, Institutional, Cold Storage, Food Processing, Warehouse, Supermarket, Retail, Restaurant, Washdown

**TRAFFIC:** Push Cart, Pedestrian

**Door Body:** Full perimeter rigid reinforced fiberglass frame with FRP sheets bonded to both sides, forming a tough and sanitary outer shell. The high density core is foamed in place with CFC-free urethane foam which also bonds to the FRP face sheets and creates an "R" value of 12.18. Overall door thickness is 1-3/4". Single panel or Bi-Parting models are available.

**Finish:** .125" thick FRP or Kydex® cladding.

**Window (Optional):** Double-pane acrylic vision panels are 3/16" thick and are mounted flush to the door panel surface. Standard sizes are 9"x14", 14"x16", or 9"x30". Inquire about other custom window sizes.

**Gasket Seals:** Upper Track Brush Seal; Leading Edge Balloon Seal; Back Edge Wiper Seal (frame mounted); Bottom Edge Blade Seal.

**Track System:** Extruded anodized track system with heavy duty trolley system. Includes frame casing.

**Direct Drive System (Optional):** Tormax 2301 Programmable Direct Drive System for automatic operation. Standard safety features include auto-reverse and frame mounted infrared safety beams. Various activation devices, horns, buzzers are also available.

**Options:** Pull handles, Pull cups.



# Supermarket and Grocery Doors

## Sales-to-Stockroom Doors

Eliason stockroom and cooler doors are built to take a hit and look good doing it!



### MODEL: RMR-1500

**APPLICATIONS:** Commercial, Industrial, Supermarket, Cooler

**TRAFFIC:** Pallet Jack, Push Cart, Pedestrian

**Door Body:** Rotationally molded, monolithic door panel with CFC-free foam core and full perimeter gaskets. 1-1/2" total door thickness. Polyethylene door skin is .188" thick.

**Window:** 18" x 18" high-impact polycarbonate set in two-piece black window frame.

**Hinge:** Eliason *Easy Swing*® Hinge

**Easy Spring Bumpers:** Available up to 42" high on both sides of each door panel.

**Jamb Guard:** 3" x 9" Aluminum jamb guards are standard.



### MODEL: HCP-10 / HCG-10

**APPLICATIONS:** Commercial, Industrial, Supermarket, Retail

**TRAFFIC:** Pallet Jack, Push Cart, Pedestrian

**Door Body:** Urethane foam core with a high strength structural PVC frame, 1-1/2" total door thickness

**Finish:** .100" thick high-impact thermoplastic exterior

**Window:** 14" x 16" clear acrylic, double glazed set in black rubber molding

**Hinge:** Eliason *Easy Swing*® Hinge

**Easy Spring Bumper:** 18" high (both sides)

**Optional:** 24" high scuff plate (both sides)

**HCG-10:** Same finish as the HCP-10 with perimeter seal



### MODEL: SR-9000

**APPLICATIONS:** Commercial, Industrial, Institutional, Cold Storage, Food Processing, Warehouse, Supermarket, Retail, Cooler

**TRAFFIC:** Forklift, Pallet Jack, Push Cart, Pedestrian

**Door Body:** Full perimeter internal rigid PVC frame with CFC-free urethane foam core, 1-3/4" total door thickness


**Finish:** .100" thick high-impact thermoplastic exterior

**Window:** Impact resistant polycarbonate vision panel set in sealed internal rigid PVC frame. 14-1/2" x 22-1/2"

**Gasketing:** Vertical and bottom edge gasket seals with frame mounted top seal

**Hinge:** Heavy duty ductile iron V-Cam, upper and lower hinge posts, heavy duty roller assembly and lower pillow block bearing.

**Options:** Easy Spring bumpers, optional aluminum jamb guard



### MODEL: RT-9000

**APPLICATIONS:** Commercial, Industrial, Food Processing, Supermarket, Retail, Restaurant

**TRAFFIC:** Pallet Jack, Push Cart, Pedestrian

**Door Body:** Full perimeter internal rigid PVC frame with CFC-free urethane foam core, 1-3/4" total door thickness

**Finish:** .100" thick high-impact thermoplastic exterior

**Window:** 14-1/2" x 22-1/2" acrylic set in black rubber molding

**Gasketing:** Vertical and bottom edge gasket seals with frame mounted top seal

**Hinge:** V-Cam and roller assembly with black molded polyethylene jamb guard

**Options:** Easy Spring bumpers, optional aluminum jamb guard



### MODEL: PE-500 / PG-500

**APPLICATIONS:** Commercial, Industrial, Food Processing, Supermarket, Retail, Restaurant

**TRAFFIC:** Pallet Jack, Push Cart, Pedestrian

**Door Body:** HDPE High density polyethylene (USDA accepted) with full length 16 gauge stainless steel back channel on back edge of each panel. 1/2" total door thickness.

**Window:** 9" x 14" acrylic set in black rubber molding.

**Hinge:** Eliason *Easy Swing*® Hinge

**Available Options:** Full perimeter gasketing, jamb guards, impact plates, molded spring bumpers, special vision panel configurations.

**PG-500:** Same finish as the PE-500 with perimeter seal



### MODEL: LWP-3

**APPLICATIONS:** Supermarket, Restaurant

**TRAFFIC:** Pallet Jack, Push Cart, Pedestrian

**Door Body:** .063" thick tempered aluminum alloy with delta formed vertical edges

**Finish:** Anodized aluminum

**Window:** 9" x 14" clear acrylic set in black rubber molding

**Shown with Optional:** 15" x 20" clear acrylic windows

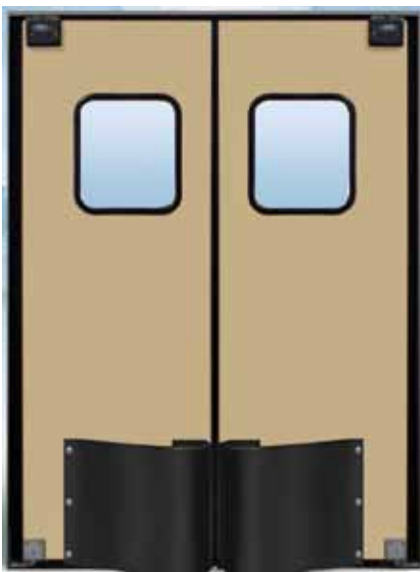


# Supermarket and Grocery Doors

## Cooler & Prep Doors

Many of our doors are certified by U.S. and Canadian Food Inspection Agencies and all of our "R-25" doors comply with all EISA requirements.

**SPECIAL FEATURE**  
EISA 10/20/30:  
Insulated R-25 door



### MODEL: SCG-3 / FCG-3

**APPLICATIONS:** Supermarket, Restaurant

**TRAFFIC:** Pallet Jack, Push Cart, Pedestrian

**SCG-3 Door Body:** .75" exterior grade solid wood core, 1" total door thickness

**Finish:** 20 gauge full length stainless steel panels (both sides)

**Window:** 9" x 14" clear acrylic set in black rubber molding

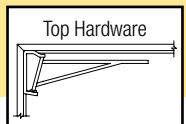
**Gasketing:** Perimeter seal with adjustable bottom gasket

**Hinge:** Eliason *Easy Swing*® Hinge

**Options:** Easy Spring Bumpers, Jamb Guards and Push Plates

**Shown with Optional:** 15" x 20" clear acrylic windows

**FCG-3:** Same finish and gasketing as SCG-3 with 1.5" foam insulated core and double glazed window



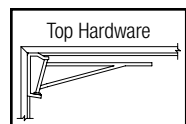
### MODEL: FCD-120

**APPLICATIONS:** Supermarket, Grocery, Cooler

**TRAFFIC:** Pallet Jack, Push Cart, Pedestrian

**Door Body:** Single ply .120" clear vinyl sheet

**Hardware:** Top mounted, no bottom pivot, off-set mounting hardware available if required



**CFIA**

### MODEL: FMP

**APPLICATIONS:** Supermarket, Restaurant

**TRAFFIC:** Pallet Jack, Push Cart, Pedestrian

**Door Body:** 2 layers of .120" thick textured PVC bonded back to back with jamb-edge balloon seals and wiper seals at the top and bottom of each door panel. Large flexible vision panels provide maximum visibility. Hinge pocket is reinforced with vinyl-coated nylon material. Bi-parting models have 3" overlap at center.

**Window:** 14" x 16" clear vinyl

**Hinge:** Eliason heavy-duty top mounted, gravity-operated hinges allow the door panels to open easily and close automatically. Top mounted only design leaves maximum WIC available for passage of wide loads.

**Options:** Various sized windows and impact resistant scuff plates



### MODEL: EISA-10 / 20 / 30

**APPLICATIONS:** Supermarket, Restaurant, Cooler

**TRAFFIC:** Pallet Jack, Push Cart, Pedestrian

**Door Body:** Constructed with a 3.5" rigid I-beam frame which adds structural strength. High density core foamed in-place with CFC-free foam which bonds to an ABS face sheet with an R Value of 25. Available in 3 finishes.

**Finish:**

**EISA-10:** Aluminium upper panel with 20 gauge stainless steel impact plates.

**EISA-20:** Full height 20 gauge stainless steel

**EISA-30:** .100" thick high-impact thermoplastic exterior

**Gasketing:** Perimeter Seal

**Window:**

**EISA-10:** 14" x 14" triple pane gas filled window set in aluminum frame

**EISA-20:** 14" x 14" triple pane gas filled window set in brushed nickel frame

**EISA-30:** 14" x 16" window set in black rubber molding

**Hinge:** Eliason *Easy Swing*® Hinge

**Options:** Easy Spring Bumpers, Jamb Guards and Push Plates



### MODEL: STRIP DOORS

**APPLICATIONS:** Commercial, Industrial, Cooler, Freezer

**TRAFFIC:** Forklift, Pallet Jack, Push Cart, Pedestrian

**Door Body:** Clear flexible PVC strips are available in thicknesses ranging from .06" to .160" and widths from 4" to 16". Strips come in both standard and USDA low-temp reinforced grades. Strip overlap is adjustable depending on the application.

**Mounting:** We offer four different types of mounting hardware, providing versatility to mount on the wall above the door header or under the door jamb.

# Retail Doors

Retail is quick and convenient. It's friendly. It's interesting. It's not just your work, but very often, your life. We custom design doors and gates to complement your surroundings so you enjoy spending time in a place that welcomes you day after day.



## MODEL: LWP CAFE DOOR

**APPLICATIONS:** Retail, Restaurant, Supermarket

**TRAFFIC:** Pedestrian

**Door Body:** .063" thick tempered aluminum alloy

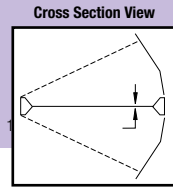
**Finish:** Optional .032" decorative high-pressure laminate (both sides)

**Color Options:** Unlimited selection of laminates available. Laminate can be printed in almost any color or pattern.

**Window:** 9" x 14" clear acrylic set in black rubber molding

**Hinge:** Eliason *Easy Swing*® Hinge

**Cafe door shown with Optional:** Contour top



## MODEL: DSP-3

**APPLICATIONS:** Retail, Restaurant

**TRAFFIC:** Push Cart, Pedestrian

**Door Body:** 16 gauge stainless steel with delta formed vertical edges

**Window:** 9" x 14" clear acrylic set in black rubber molding

**Hinge:** Eliason *Easy Swing*® Hinge

**Shown with Optional:** 15" x 20" acrylic window.



## MODEL: P-11 PLUS

**APPLICATIONS:** Supermarket, Retail, Restaurant

**TRAFFIC:** Pallet Jack, Push Cart, Pedestrian

**Door Body:** Polymer cell core with .5" solid ABS frame, 3/4" total door thickness

**Finish:** .100" thick high impact thermoplastic exterior

**Window:** 14" x 16" clear acrylic set in black rubber molding  
Shown here with 9" x 30" ADA-compliant windows.

**Hinge:** Eliason *Easy Swing*® Hinge

**Back Channel:** 14 gauge galvanized, powder coated satin black



## MODEL: HCP-10 / HCG-10

**APPLICATIONS:** Commercial, Retail, Supermarket

**TRAFFIC:** Pallet Jack, Push Cart, Pedestrian

**Door Body:** Urethane foam core with a high strength structural PVC frame, 1-1/2" total door thickness

**Finish:** .100" thick high-impact thermoplastic exterior

**Window:** 14" x 16" clear acrylic, double glazed set in black rubber molding

**Hinge:** Eliason *Easy Swing*® Hinge

**Easy Spring Bumper:** 18" high (both sides)

**Optional:** 24" high scuff plate (both sides)

**HCG-10:** Same finish as the HCP-10 with perimeter seal.



## MODEL: PE-500 / PG-500

**APPLICATIONS:** Supermarket, Retail, Restaurant

**TRAFFIC:** Pallet Jack, Push Cart, Pedestrian

**Door Body:** HDPE High density polyethylene (USDA accepted) with full length 16 gauge stainless steel back channel on back edge of each panel. 1/2" total door thickness.

**Window:** 9" x 14" acrylic set in black rubber molding.

**Hinge:** Eliason *Easy Swing*® Hinge

**Available Options:** Full perimeter gasketing, jamb guards, impact plates, molded spring bumpers, special vision panel configurations.

**PG-500:** Same finish as the PE-500 with perimeter seal.



## MODEL: RMR-1500

**APPLICATIONS:** Supermarket, Retail, Restaurant

**TRAFFIC:** Pallet Jack, Push Cart, Pedestrian

**Door Body:** Rotationally molded, monolithic door panel with CFC-free foam core and full perimeter gaskets. 1-1/2" total door thickness. Polyethylene door skin is .188" thick.

**Window:** 18" x 18" high-impact polycarbonate set in two-piece black window frame.

**Hinge:** Eliason *Easy Swing*® Hinge

**Easy Spring Bumpers:** Available up to 42" high on both sides of each door panel.

**Jamb Guard:** 3" x 9" Aluminum jamb guards are standard.

# Retail Doors

Dollar store, pharmacy or even supply closet; sometimes the stock room IS your office. We've got the right doors to meet your needs; to add some swing and functionality to your space.



## MODEL: SR-8300

**APPLICATIONS:** Supermarket, Cooler, Retail

**TRAFFIC:** Pallet Jack, Push Cart, Pedestrian

**Door Body:** .75" thick exterior grade solid wood core with full perimeter rigid PVC extrusion.

**Finish:** Standard .100" thick high impact textured thermoplastic, both sides.

**SR-8000:** .032" anodized aluminum upper panel with 48" high stainless plates, both sides

**SR-8100:** 20 gauge stainless steel - full height, both sides

**SR-8200:** .032" high pressure laminate (HPL) - full height, both sides

**Window:** 9" x 14" clear acrylic set in black rubber molding.

**Gasketing SG-8300:** Full perimeter gasket seals

**Hinge:** V-Cam and roller hinge system with standard 3-5/8" x 11" jamb guard.



## MODEL: P-11 PLUS GATE

**APPLICATIONS:** Retail, Restaurant, Supermarket

**TRAFFIC:** Push Cart, Pedestrian

**Door Body:** .5" thick polymer cell core with .5" solid ABS frame, 3/4" total door thickness

**Finish:** .001" - .75" thick high-impact thermoplastic exterior (both sides). Available in multiple colors.

**Back Channel:** 14 gauge galvanized, powder coated satin back

**Hinge:** Eliason *Easy Swing*® Hinge

**Shown with Optional:** Mounting post



## MODEL: PMP-2

**APPLICATIONS:** Supermarket, Retail, Restaurant

**TRAFFIC:** Pallet Jack, Push Cart, Pedestrian

**Door Body:** .700" overall door thickness is comprised of four layers of impact resistant ABS (textured both sides) with 48" high ABS base plates on both sides of each panel. 16 gauge stainless steel back edge cap along full height of door panel.

**Finish:** Textured surface (both sides)

**One Piece:** .25" thick ABS base plate and back spine (both sides)

**Back Channel:** 16 gauge stainless steel

**Window:** 14" x 16" clear acrylic, set in black rubber molding

**Hinge:** Eliason *Easy Swing*® Hinge

**Shown with optional:** 14" x 16" ABS window frames



## MODEL: SCP CAFE

**APPLICATIONS:** Retail, Restaurant, Supermarket

**TRAFFIC:** Push Cart, Pedestrian

**Door Body:** .75" exterior grade solid wood core, 1" total door thickness

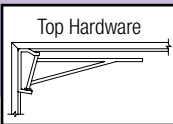
**Finish:** .032" decorative high-pressure laminate (both sides)

**Edge Trim:** Black plastic molding

**Straight Cut:** Top and bottom

**Hinge:** Eliason *Easy Swing*® Hinge

**Shown with Optional:** Contour top and bottom



## MODEL: FMP

**APPLICATIONS:** Supermarket, Retail, Cooler

**TRAFFIC:** Pallet Jack, Push Cart, Pedestrian

**Door Body:** Double ply .120" vinyl sheet, .240" total door thickness

**Finish:** Pebble embossed

**Window:** 14" x 16" clear vinyl

**Hardware:** Top mounted ONLY, no bottom pivot



## MODEL: SCP-8

**APPLICATIONS:** Retail, Restaurant

**TRAFFIC:** Pallet Jack, Push Cart, Pedestrian

**Door Body:** .75" exterior grade solid wood core, 1" total door thickness

**Finish:** .032" decorative high-pressure laminate (both sides)

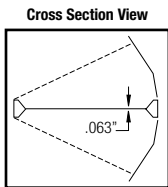
**Base Plate:** Standard 18" 20 gauge stainless steel

**Customize the size and shape to match your decor.**

**Hinge:** Eliason *Easy Swing*® Hinge

# Restaurant Doors

Choose dining room doors that stand out and allow wait staff to blend in, moving efficiently from kitchen to table and back.



## MODEL: LWP-3

**APPLICATIONS:** Retail, Restaurant, Supermarket

**TRAFFIC:** Pallet Jack, Push Cart, Pedestrian

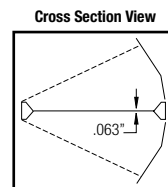
**Door Body:** .063" thick tempered aluminum alloy

**Finish:** Satin anodized aluminum

**Window:** 9" x 14" clear acrylic set in black rubber molding

**Hinge:** Eliason *Easy Swing*® Hinge

**Shown with Optional:** 15" x 20" acrylic window



## MODEL: LWP-6

**APPLICATIONS:** Retail, Restaurant, Supermarket

**TRAFFIC:** Pallet Jack, Push Cart, Pedestrian

**Door Body:** .063" thick tempered aluminum alloy with delta formed vertical edges

**Finish:** .032" decorative high pressure laminate (both sides)

**Base Plate:** 12" high, 18 gauge stainless steel (both sides)

**Window:** 9" x 14" clear acrylic set in black rubber molding

**Hinge:** Eliason *Easy Swing*® Hinge

**Shown with Optional:** 15" x 20" clear acrylic window



## MODEL: LWP/DSP CAFE/GATE

**APPLICATIONS:** Restaurant, Retail, Supermarket

**TRAFFIC:** Push Cart, Pedestrian

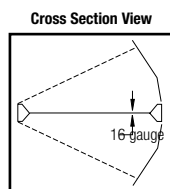
**LWP Door Body:**

.063" anodized aluminum or 16 gauge stainless steel

**Finish:** Optional high pressure laminate

**Hinge:** Eliason *Easy Swing*® Hinge

**DSP:** Not available as a gate door



## MODEL: DSP-3

**APPLICATIONS:** Retail, Restaurant

**TRAFFIC:** Pallet Jack, Push Cart, Pedestrian

**Door Body:** 16 gauge stainless steel with delta formed vertical edges

**Window:** 9" x 14" clear acrylic set in black rubber molding

**Shown with Optional:** 11" x 16" diamond shape translucent acrylic windows



## MODEL: P-11 PLUS

**APPLICATIONS:** Supermarket, Retail, Restaurant

**TRAFFIC:** Pallet Jack, Push Cart, Pedestrian

**Door Body:** Polymer cell core with .5" solid ABS frame, 3/4" total door thickness

**Finish:** .100" thick high impact thermoplastic exterior

**Window:** 14" x 16" clear acrylic set in black rubber molding  
Shown here with 9" x 30" ADA-compliant windows.

**Hinge:** Eliason *Easy Swing*® Hinge

**Back Channel:** 14 gauge galvanized steel, powder coated satin black



## MODEL: PMP-2

**APPLICATIONS:** Retail, Restaurant, Supermarket

**TRAFFIC:** Pallet Jack, Push Cart, Pedestrian

**Door Body:** .700" overall door thickness is comprised of four layers of impact resistant ABS (textured both sides) with 48" high ABS base plates on both sides of each panel. 16 gauge stainless steel back edge cap along full height of door panel.

**Finish:** Textured surface (both sides)

**One Piece:** .25" thick ABS base plate and back spine (both sides)

**Back Channel:** 16 gauge stainless steel

**Window:** 14" x 16" clear acrylic, set in black rubber molding

**Hinge:** Eliason *Easy Swing*® Hinge

**Shown with optional:** 14" x 16" ABS window frames



# Restaurant Doors

Stylish doors make "just passing through" speedy and safe for the kitchen and cooler.



FEATURING:  
Hidden Hardware™  
and Flush Windows



## MODEL: ENG-1

**APPLICATIONS:** Restaurant, Banquet Centers

**TRAFFIC:** Push Cart, Pedestrian

**Door Body:** rigid PVC frame with honeycomb polymer core, 1-1/2" total door thickness

**Hardware:** Internal gravity operated hardware

**Finish:**

**Laminate:** .032" decorative high pressure laminate (both sides)

**Scuff Plate:** 8" high, black .100" thick, high impact thermoplastic (both sides)

**Hinge:** Eliason Hidden Hardware™ (patent pending)

**Windows:** 9" x 14" flush window, clear acrylic, double glazed



## MODEL: SCP-3

**APPLICATIONS:** Retail, Restaurant

**TRAFFIC:** Pallet Jack, Push Cart, Pedestrian

**Door Body:** .75" exterior grade solid wood core, 1" total door thickness

**Finish:** 20 gauge full length stainless steel panel (both sides)

**Window:** 9" x 14" clear acrylic set in black rubber molding

**Hinge:** Eliason *Easy Swing*® Hinge



FEATURING:  
Hidden Hinge™  
and Flush Windows

## MODEL: SCP-15

**APPLICATIONS:** Retail, Restaurant

**TRAFFIC:** Push Cart, Pedestrian

**Door Body:** .75" exterior grade solid wood core, 1" total door thickness

**Finish:**

**Laminate:** .032" decorative high pressure laminate (both sides)

**Edge Trim:** Black Extruded PVC Drive-In Edge Molding

**Base Plate:** 8" High ABS Scuff Plate (both sides)

**Hinge:** Eliason Hidden Hinge™ (patent pending)

**Window:** Flush - 9" x 14" clear acrylic installed flush to door surface



## MODEL: SCP-8 CUSTOM DOORS

**APPLICATIONS:** Retail, Restaurant

**TRAFFIC:** Pallet Jack, Push Cart, Pedestrian

**Door Body:** .75" exterior grade solid wood core, 1" total door thickness

**Finish:** .032" decorative high-pressure laminate (both sides)

**Base Plate:** Standard 18" 20 gauge stainless steel

**Customize the size and shape to match your decor.**

**Hinge:** Eliason *Easy Swing*® Hinge



## MODEL: SCP-12

**APPLICATIONS:** Supermarket, Retail, Restaurant

**TRAFFIC:** Push Cart, Pedestrian

**Door Body:** .75" exterior grade solid wood core, 1" total door thickness

**Finish:**

**Laminate:** .032" decorative high-pressure laminate (both sides)

**Edge Trim:** Black plastic molding

**Scuff Plates:** Standard 8" black plastic, both sides

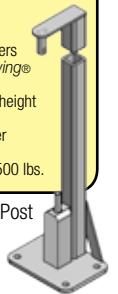
**Hinge:** Eliason *Easy Swing*® Hinge



### Patented Gate Post System

- Floor mounted
- No drilling into expensive counters
- Eliason *Easy Swing*® Hardware
- Available in any height up to 47"
- Attractive powder coated finish
- Supports up to 500 lbs.

Optional Gate Post System



## MODEL: SCP GATE

**APPLICATIONS:** Retail, Restaurant

**TRAFFIC:** Pedestrian

**Door Body:** .75" exterior grade solid wood core, 1" total door thickness

**Finish:** .032" decorative high-pressure laminate (both sides)

**Optional:** 20 gauge stainless steel (both sides)

**Edge Trim:** Black plastic molding

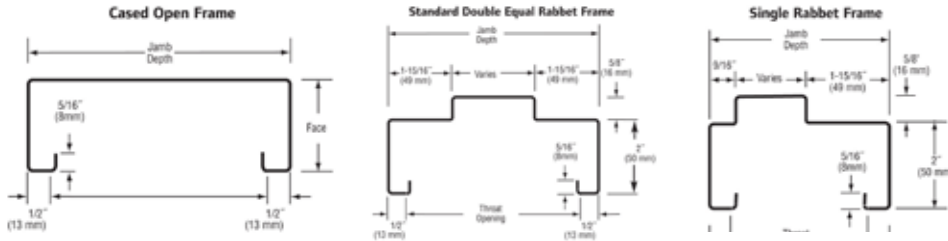
**Straight Cut:** Top and bottom

**Hinge:** Eliason *Easy Swing*® Hinge

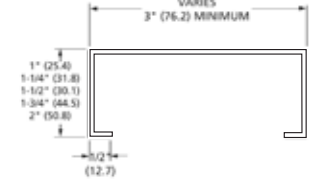
**Shown with Optional:** mounting post

# Eliason® Frame Solutions

## INTERIOR DOOR FRAMES

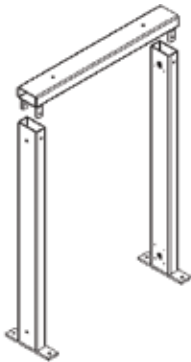


## FRAME OPTION FOR ALL DOORS

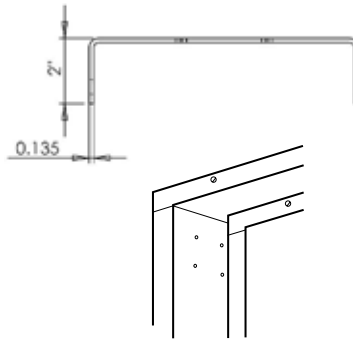


## KD STRUCTURAL STEEL TUBE FRAMES

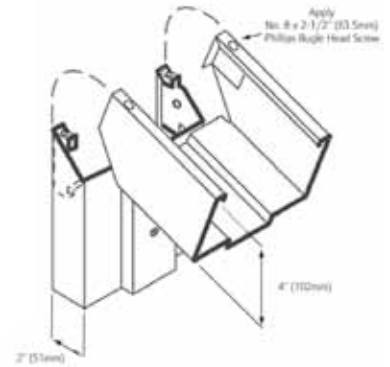
(2" X 4", 2" X 6" OR 2" X 8")



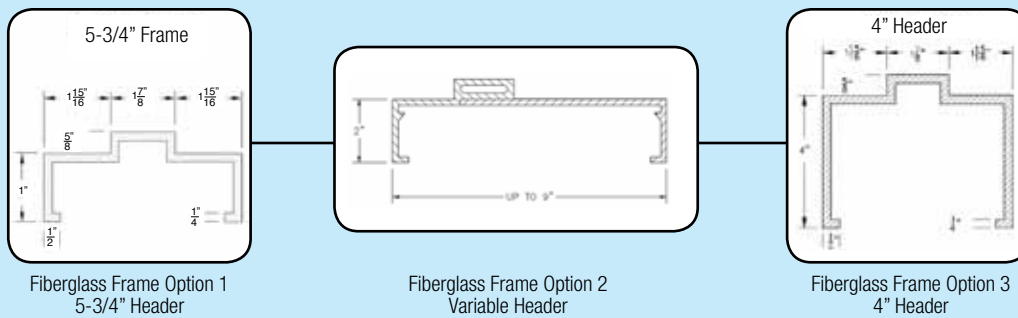
## "C" CHANNEL STEEL FRAME & CORNER DETAIL




## RABBET FRAME KD CORNER DETAIL



## FIBERGLASS FRAME OPTIONS



# Hardware & Optional Accessories



**ALUMINUM JAMB GUARDS FOR EASY SWING MODELS SHOWN**  
Jamb Guards: Protect door jamb & lower hinge area from wide or errant loads

**3" x 9" Aluminum Jamb Guard with Floor Plate**  
Easy Swing Models Only (Optional)

**3" x 9" Stainless Steel Jamb Guard with Floor Plate**  
Easy Swing Models Only (Optional)

**5" x 18" Aluminum Jamb Guard with Floor Plate**  
Easy Swing Models Only (Optional)

**5" x 18" Stainless Steel Jamb Guard with Floor Plate**  
Easy Swing Models Only (Optional)

**3-5/8" x 11" Aluminium without Floor Plate**  
Optional on SR-8000 Models Only

**3-5/8" x 11" Aluminium Jamb Guard with Floor Plate**  
Optional on SR-8000 Models Only

**3-5/8" x 11" Polyethylene Jamb Guard with Floor Plate**  
Optional on SR-8000 Models and RT-9000


**3-5/8" x 11" Steel Jamb Guard with Floor Plate & Hinge Post Bushing**  
Optional on SR-9000 Models Only

**5-1/4" x 11" Aluminium Jamb Guard without Floor Plate**  
For Doors with Spring Assist.  
Optional on SR-9000 & FT-9000 Models Only

**Aluminium Jamb Guard for use with 90 degree x 180 degree V-CAM Hinge**  
Optional on SR-9000 and FX-9000 Models Only



**Easy Spring Bumpers**



**Heavy Duty Bottom Leaf**



**Flush Windows**



**V-CAM Hinge**

## OPTIONAL ACCESSORIES

### Easy Spring Bumpers:

Protect door surface from carts, pallet jacks and motorized traffic. 3" or 4" projection in the following standard heights: 18", 24", 36" 42".

### Impact Plates & Scuff Plates:

Stainless steel, galvanized, ABS plastic and polyethylene available in various heights.

### Heavy Duty Bottom Leaf:

Standard on RMR-1500, HCP & HCG models

### Flush Windows: (No External Window Frame)

Standard on ENG-1, SCP-12 and SCP-15 models.

### Spring Assist for V-CAM Hinge System

Option on model SR-9000 and FX9000 only.

### Integrated Hold Open Feature (patent pending)

Hold open cam plate for Eliason *Easy Swing*® Hinge

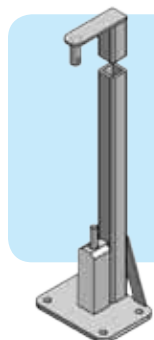
### Additional Door Options:

- Deadbolt locks, lock hasps, chain sleeves
- 90 / 180 degree swing V-CAM Hinges
- Deep "V" V-CAM Hinges
- Bumper strips
- Transoms, double dutch doors
- Push plates & pull handles
- Weld plates



### WINDOW OPTIONS:

Virtually unlimited selection of shapes and sizes. Also choose from polycarbonate, acrylic, mirrored translucent or laminated safety glass.



### Patented Gate Post System:

Floor mounted gate post allows for secure mounting of gate doors without drilling and anchoring hardware into expensive counters and millwork.

### Features:

- Eliason *Easy Swing*® Hinge
- Available in various heights up to 47"
- Attractive powder coated finish
- Supports up to 500 lbs.

# Econo-Covers®

At Eliason®, we have worked hard to understand what it takes to fulfill your energy saving needs. That's why we have developed a series of energy efficient products to help cut costs while maximizing eco-friendliness. Not only will you realize lower energy bills, you may also qualify for available energy rebate programs that vary from state to state.



## ECONO-COVER®: DOUBLE ACTION

A double action Econo-Cover is shown in use on a produce display case. Econo-Covers are available in Clear, White, Metallic Gray and Black.



## ECONO-COVER®: EASY MOUNT

A clear Econo-Cover is shown deployed on a gondola display case.



## ECONO-STRIPS®

Unique, simple and effective in directing cold air flow, our see-through strips reduce refrigeration loss, create warmer aisles and provide 24-hour product protection.

## ELIASON® ENERGY SAVINGS PRODUCTS PROVIDE UNIQUE BENEFITS:

- Eliason Econo-Covers are proven to be more efficient – Proven in independent lab tests!
- The Econo-Cover provides up to 23% savings on refrigeration energy costs, while helping to maximize product shelf life and safety.
- Econo-Covers typically cost a fraction of competitive aluminum night shades.
- The Eliason Magnetic Mount provides a secure method to hold the cover in-place without marking or damaging your case.
- The flexible Magnetic Mount allows for a faster and easier installation.
- Eliason Econo-Covers have no springs or gears – no moving parts = less maintenance!

### Energy Saving Econo-Covers®

- Proven in independent testing to be more effective than woven aluminum covers
- Reduce energy costs and increase product shelf life
- New Magnetic hold down feature
- Quick and easy installation
- Excellent ROI payback
- Helps maintain case and product temps during emergency power outages
- Great for restaurant, grocery stores, convenience stores
- Low profile design makes it easy to install the Econo-Cover on either the inside or outside of your display case



## ECONO-COVER®: STORAGE TRAY

When not in use, Econo-Cover night shades store neatly in their own specially designed plastic molded storage tray, which mounts directly to the display case.



## ECONO-COVER®: DOUBLE ACTION

White double action Econo-Cover in use on a reach-in combo display case.

Easy Swing® "The Original"  
 No Spring Self-Closing Double Action Traffic Doors  
 9229 Shaver Road Kalamazoo, MI 49024 USA  
 Phone 1.800.828.3655 Fax 1.800.828.3577  
[www.eliasoncorp.com](http://www.eliasoncorp.com)  
 Printed 2-11